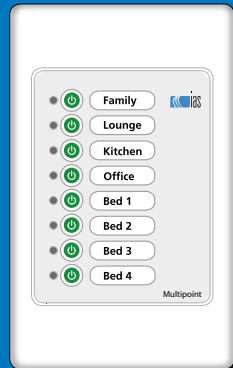





Multipoint 78 Wall Switch




MYzone

Installation and Operation

Operation

To operate a zone, simply press the  button to turn the respective zone on or off.

The green LED beside the  button is illuminated to indicate the zone is on.

Full airflow should be available from between ten seconds to two minutes after switching the zone on, depending on the stroke time of damper motor being used.

In the event of a power loss and restore to the controller (ie. blackout), the controller will return all zones to the position last set by the user.

Spill Zones

One or more spill zones may be set on the control box to ensure there is adequate airflow across the indoor coil to prevent damage to the AC system.

When one or more spill zones have been set this dictates the minimum number of zones that must be on. If the user attempts to turn off more than the minimum number of zones the control box will force the spill zones on.

MPWS78



Installation

Once the number of zones for the wall switch has been selected place the zone labels in the appropriate position on the front of the switch prior to sticking the overlay in place.

Connect the wall switch to the control box using the plug in cable.

Wall Switch Zone Number Selection:

The jumper blocks on the back of the wall switches are used to set the number of zones controlled by the switch.

The top button (determined by the overlay used - not the switches on the hardware) on each wall switch corresponds to zone 1 output on the control box module.

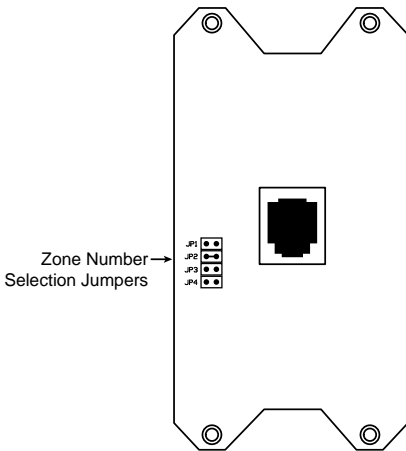
Example

For a 7 button wall switch the top button of the wall switch hardware is disabled by placing the jumper across the pins at JP2 on the back of the wall switch. See image below.

Wall Switch Zone Number Assignment - MPWS234:

MPWS78 Jumper position	Zones Controlled	Hardware Switches used
JP1	1, 2, 3, 4, 5, 6, 7 and 8	1, 2, 3, 4, 5, 6, 7 and 8
JP2	1, 2, 3, 4, 5, 6 and 7	2, 3, 4, 5, 6, 7 and 8

MPWS78





CONTACT US...

Reece Group Pty Ltd
118 Burwood Highway
Burwood, Victoria 3125,
Australia
Tel: 1800 032 566
Made in PRC