


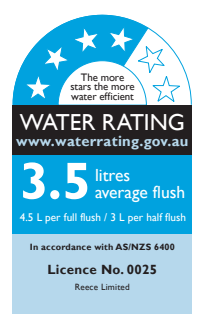
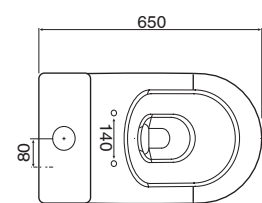
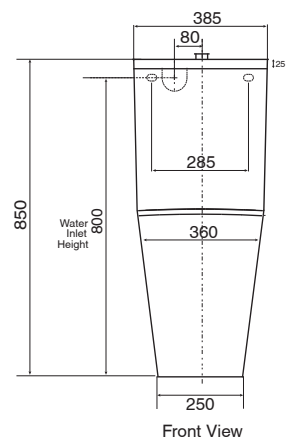
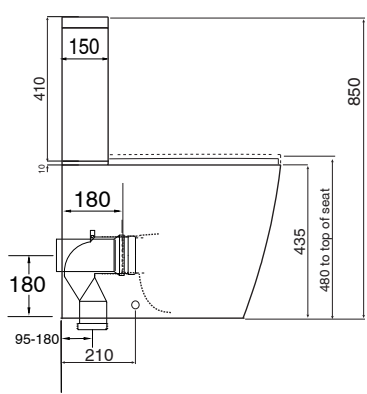




WOLFEN™

Wolfen Ambulant Close Coupled Back to Wall Rimless Double Flap Toilet Suite (4 Star)

Model	Wolfen Ambulant Close Coupled Back to Wall Rimless Double Flap Toilet Suite White (4 Star)	Wolfen Ambulant Close Coupled Back to Wall Rimless Double Flap Toilet Suite Blue (4 Star)	Wolfen Ambulant Close Coupled Back to Wall Rimless Double Flap Toilet Suite Grey (4 Star)
			
Product Code	9510384	9510385	9510386
Material	Pan: Vitreous China Cistern: Vitreous China Seat: Urea with Stainless Steel Hinges	Pan: Vitreous China Cistern: Vitreous China Seat: Urea with Stainless Steel Hinges	Pan: Vitreous China Cistern: Vitreous China Seat: Urea with Stainless Steel Hinges
Product Features	Meets AS1428.1 Ambulant design for access and mobility requirements.	Meets AS1428.1 Ambulant design for access and mobility requirements.	Meets AS1428.1 Ambulant Ddesign for access and mobility requirements.
Colour	Cistern & Pan: White Seat: White	Cistern & Pan: White Seat: Blue	Cistern & Pan: White Seat: Grey
Weight	Cistern: 19kg Pan: 33kg (Load/bearing capacity 400kg) Seat: 2.8kg	Cistern: 19kg Pan: 33kg (Load/bearing capacity 400kg) Seat: 2.8kg	Cistern: 19kg Pan: 33kg (Load/bearing capacity 400kg) Seat: 2.8kg
Water Inlet Position	Back Inlet	Back Inlet	Back Inlet
Toilet Seat	Double Flap Seat	Double Flap Seat	Double Flap Seat
Cistern Button	Raised Height in White	Raised Height in Blue	Raised Height in Grey
Rim Configuration	Rimless	Rimless	Rimless
Outlet Type	Universal S & P	Universal S & P	Universal S & P
S Trap Setout (mm)	95 min - 180 max	95 min - 180 max	95 min - 180 max
P Trap Setout (mm)	180 mm	180 mm	180 mm
Inlet Valve Pressure	500 kPa	500 kPa	500 kPa
Pan Fixing	Screwed to floor using brackets supplied and bedded with sealant.	Screwed to floor using brackets supplied and bedded with sealant.	Screwed to floor using brackets supplied and bedded with sealant.
Cistern Fixing	Bolted to Pan	Bolted to Pan	Bolted to Pan
Standards	AS1172	AS1172	AS1172



Dimensions are nominal measurements only.

Disclaimer: Products in this specification manual must by regulation be installed by licensed and registered trade people. The manufacturer/distributor reserves the right to vary specifications or delete models from their range without prior notification. Dimensions are nominal measurements only. Dimensions and set-outs listed are correct at time of publication however the manufacturer/distributor takes no responsibility for printing errors.

Published 08/10/2020